



UNIVERSITÄT
BAYREUTH

Prof. Dr. Hartmut Egger

Chair of Economics II

– International Macroeconomics and Trade –

Editing Notes for Scientific Papers

Last update: February 2019

Table of Contents

1. Preliminary Remarks.....	1
2. Scope and Modalities for Submission of the Scientific Paper	2
3. Notes on Page Layout	3
4. Recommendations for the Structure of the Scientific Work	4
5. Important Notes on Content	5
6. Further Recommendations	6
7. References to Citation in the Text.....	7
8. References to the Bibliography	7
9. Upload to Turnitin.....	8
10. Sample Templates	11

1. Preliminary Remarks

Papers (seminar papers, WiWiZ, bachelor, and master theses) at our chair must fulfill certain basic requirements. The following points are regarded as important and essential criteria for the evaluation of a paper. Please verify that all points have been considered and adhered to, before handing in the final version of the paper.

- i. We highly recommend and expect students to have attended a course and/or seminar at our chair dealing with the topic of the paper prior to sending an inquiry.
- ii. A paper can be supervised by an assistant or the professor. In case of interest, an informal request should be sent to the potential supervisor by e-mail. After the selection of the supervisor, a conversation concerning possible topics, central literature contributions and further steps will take place. Furthermore this stage will determine whether the paper will be written in English or German.¹
- iii. Writing a paper is an examination which must be carried out independently. The support is therefore limited to general clarifications (and support for particular problems).
- iv. The main focus of the paper should be to elaborate a carefully selected and specific problem formulation. We recommend separating the problem statement into feasible, consistent and answerable questions, to avoid extensive descriptions.
- v. Accuracy in verbal expression and methodic precision are important.
- vi. The authors own opinions should be separated clearly from facts and logical deduction as well as from opinions of quoted authors.
- vii. In addition to the basic editing instructions mentioned in these notes, the formatting of the work is left to the author himself. We highly recommend the guidelines of the [American Economic Review](#) as a reference, to further ensure that the implementation is uniform.

¹ Since most literature is in English, writing the scientific paper in English may be advisable, yet by no means compulsory.

2. Scope and Modalities for Submission of the Paper

The following table shows the number of pages of the text part (introduction, main part and final remarks) as well as the number of copies to be submitted:

Type of Work	Number of Pages	Number of Copies
Seminar Paper	10-15 ²	1
WiWiZ Thesis	25-35	2
Bachelor Thesis	25-35	2 or 3 ³
Master Thesis	40-60	2 or 3 ³

The printed hardcopies⁴ of the scientific paper must be directly submitted to the supervisor, the secretary's office or to the examination office by the deadline specified at the latest.⁵ If a scientific paper is not submitted on time, it is considered to be "non-sufficient".

In addition, all scientific papers (including seminar papers) must

- i. be made available electronically in identical form (as a PDF file by e-mail or on an USB stick) **and**
- ii. must be uploaded to Turnitin to enable plagiarism checking (see detailed instructions in chapter 9).

Unlike the printed version, the electronic version does not require a signature in the Declaration of Authorship.

Furthermore, all collected data (original data, created data sets, etc.) including program codes are to be submitted for scientific papers, with the exception of seminar papers.

² Deviations for seminar papers are possible.

³ Refer to the applicable individual examination regulations for the exact number of copies to be submitted.

⁴ Hot-melt adhesive binding with cover (no spiral binding, etc.). A filing stripe is sufficient for seminar papers.

⁵ Refer to the applicable individual examination regulations for the specific location the paper has to be submitted to and the timeframe for completing the paper.

3. Notes on Page Layout

The following page design requirements apply:

Page format:	DIN A4; one sided
Font:	Times New Roman
Font size:	12 pt (text) / 10 pt (footnotes)
Line spacing:	1.5 (text) / 1.0 (footnotes)
Alignment:	Full justification with activated hyphenation
Margins:	top 2.5 cm, bottom 2 cm, left 4 cm and right 2 cm
Numbering:	Consecutive Roman numerals for: table of contents and the lists of abbreviations, symbols, figures and tables. The title page is counted but not inscribed. Consecutive Arabic numerals in the text part up to the Declaration of Authorship.

4. Recommendations for the Structure of the Scientific Work

We recommend that scientific papers be structured as follows:

1. Title page

For conformity refer to the sample shown in chapter 10.

2. Short summary of the work (Abstract)

The abstract should not exceed half a page.

3. Table of contents

4. List of abbreviations

Lists of abbreviations, symbols, figures and tables are to be included in the work only if necessary.

5. List of symbols

6. List of figures

7. List of tables

8. Text part of the work

The text part of the paper is to be divided into introduction, main part and final remarks. Important content-related aspects and information on citation in the text section can be found in the following chapters.

9. Bibliography

The scientific work ends with the bibliography. We recommend checking this list (as well as all other lists) for completeness and accuracy before submission. Refer to chapter 8 for notes on the bibliography.

10. Appendix

11. Declaration of Authorship

The Declaration of Authorship is compulsory for WiWiZ, bachelor and master theses but is not required for seminar papers. Refer to chapter 10 for a sample of the Declaration of Authorship.

5. Important Notes on Content

Important content-related aspects of the introduction, main part and final consideration are presented below:

Introduction:

- Motivation and discussion of the problem statement and its relevance.
- Integration of the topic in a larger context and differentiation compared to other problem areas and questions.
- Introduction of thematic structure.

Main part:

- Explanation of the problem statement and description of the initial situation.
- For empirical papers: presentation of the data situation, specific difficulties (availability, reliability, etc.) and therefore possible consequences.
- Presentation of individual research steps and hence obtained results, thereby considering, using and quoting appropriate literature (abiding to consistency in the argumentation).
- Throughout the main part the initial problem statement as well as the thematic structure should be constantly checked for consistency.

Final remarks:

- Summary of the most important results in brief statements.
- Highlighting of potentially remaining open questions.

6. Further Recommendations

When first introducing variables there has to be an explanation, what these represent.

Formulas and variables should have a consistent and uniform format (italic or non-italic, front size, etc.) and should always be written in a separate line and numbered consecutively with Arabic numerals at the left or the right margin.

Figures and tables should either be integrated into the text or placed in the appendix. Special attention should be put on the legibility of the figures and tables. Therefore it is reasonable to include only self-made figures and tables when possible (based on the original from the cited article, book, etc.).

Figures and tables should be numbered with continuous Arabic numerals and listed in an appropriate list at the beginning of the paper

Data and charts should always (!) be provided with explicit references.

No further specifications for the formatting of variables, formulas, figures etc. are made over the recommendations mentioned here. Articles from the American Economic Review can be used as good practice examples.

7. References to Citation in the Text

The authors own opinions must clearly be separated from facts and logical conclusions as well as from the opinions of quoted authors.

For the citation of foreign sources in the text part of the work we highly recommend the Anglo-Saxon citation style. In general, only the author(s) last name(s) and the year – and in exceptional cases also the page number – of the source, are mentioned in the text. The complete reference must then be listed in the bibliography. Further comprehensive examples can be found in the guidelines of the [American Economic Review](#).

8. References to the Bibliography

The bibliography lists all sources which were cited within the text. These may include monographs, articles from anthologies, journal articles, newspaper articles and sustainably documented internet sources. The references in the bibliography are to be listed in alphabetical order of the authors. Several works of an author are listed in descending order according to the years of publication.

The guidelines of the [American Economic Review](#) again serve as a reference regarding the bibliography.

9. Upload to Turnitin

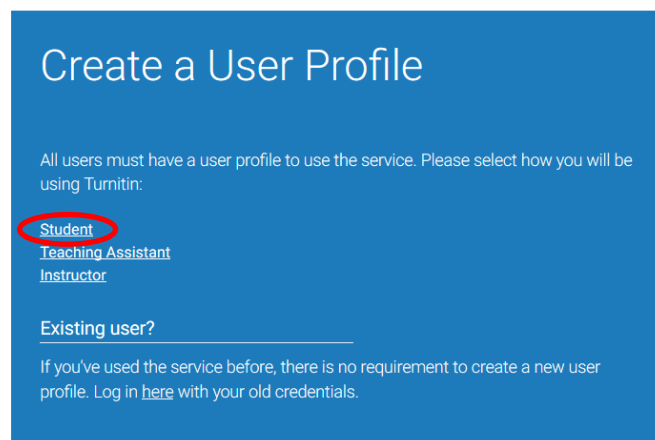
The following steps should be performed to upload the scientific paper to Turnitin.

A class ID and class enrollment key will be provided from the supervisor, which will be required to create a user profile at Turnitin.

Before creating a user profile at Turnitin and uploading the scientific paper, we advise to black out all sensitive data (**only** in the version of the scientific paper uploaded to Turnitin) on the front page, such as: name, matriculation number, postal and e-mail address.

Upload process:

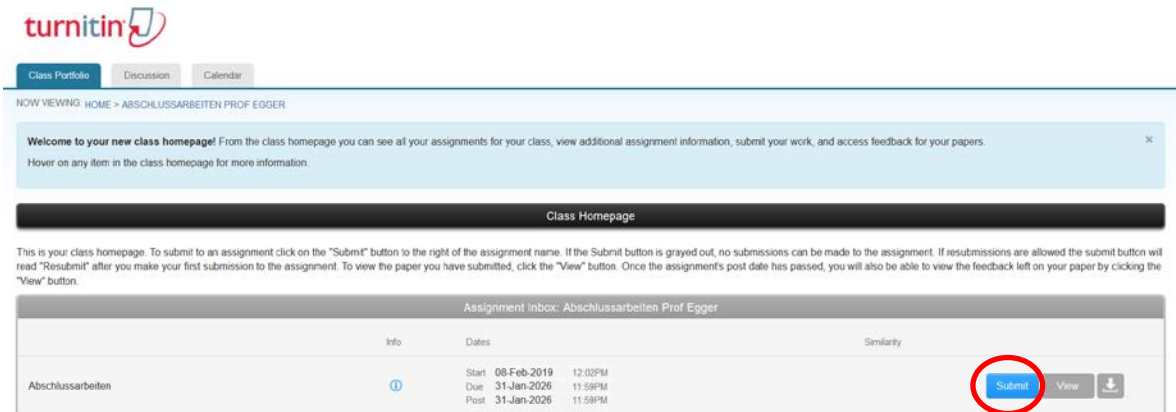
1. Visit the [Turnitin](#) website.
2. Click on “Create Account” and select “Student” as user profile.



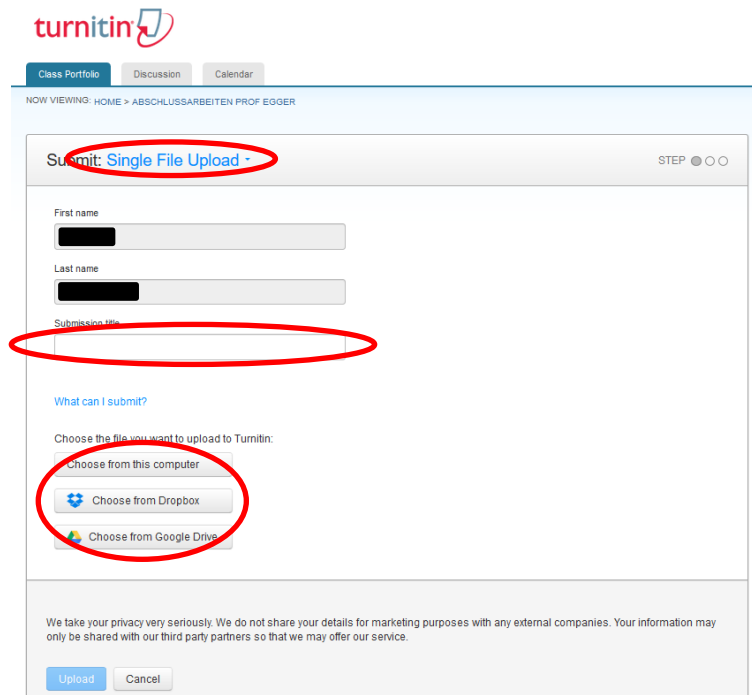
3. Enter the class ID and the class enrollment key (received from supervisor) and fill in any other vacancies required to create a new student profile. Please use the student email-address for registration. Click on “I Agree -- Create Profile”.
4. On the following page click on the class name displayed.



5. The next page contains the assignment inbox. Click “Submit” to be redirected to a site to upload the scientific paper.



6. Verify that “Single File Upload” is selected for submission and create a submission title. Ideally, this title should contain the authors name, the s3-/bt-identification and/or the title of the scientific paper. Please make sure, that the uploaded work can be uniquely assigned to the author. The scientific paper can subsequently be uploaded from a computer, from Dropbox, or from Google Drive. Click “Upload” to proceed.



7. On the next page confirm that the displayed file is the scientific paper to be submitted.
8. The scientific work has been successfully uploaded. A digital receipt can be printed out in the assignment inbox, acknowledging that Turnitin has received the scientific paper.

The screenshot shows the Turnitin interface. At the top left is the Turnitin logo. Below it are navigation tabs: "Class Portfolio", "Discussion", and "Calendar". The main header area says "NOW VIEWING: HOME > ABSCHLUSSARBEITEN PROF EGGER". A light blue banner contains a welcome message: "Welcome to your new class homepage! From the class homepage you can see all your assignments for your class, view additional assignment information, submit your work, and access feedback for your papers. Hover on any item in the class homepage for more information." Below this is a dark grey bar labeled "Class Homepage". A paragraph of instructions follows: "This is your class homepage. To submit an assignment click on the 'Submit' button to the right of the assignment name. If the Submit button is grayed out, no submissions can be made to the assignment. If resubmissions are allowed the submit button will read 'Resubmit' after you make your first submission to the assignment. To view the paper you have submitted, click the 'View' button. Once the assignment's post date has passed, you will also be able to view the feedback left on your paper by clicking the 'View' button." Below this is the "Assignment Inbox: Abschlussarbeiten Prof Egger" section, which contains a table with one row for the assignment "Abschlussarbeiten".

	Info	Dates	Similarity
Abschlussarbeiten		Start 08-Feb-2019 12:02PM Due 31-Jan-2026 11:59PM Post 31-Jan-2026 11:59PM	<input type="button" value="Submit"/> <input type="button" value="View"/>

9. Log out from Turnitin.

10. Sample Templates

1. Title page (sample) for master theses (for seminar, WiWiZ or bachelor theses, “Master Thesis” must be replaced by “Seminar Paper”, “WiWiZ Thesis” or “Bachelor Thesis”).
2. Declaration of Authorship (sample).



International Tax Competition and the Choice of Location for Multinational Companies

Master Thesis

at the

**Chair of Economics II – International Macroeconomics and Trade
at the University of Bayreuth**

Prof. Dr. Hartmut Egger

Author:	Jane Doe
Field of Study:	Economics
Matriculation Number:	1111111
Postal Address:	Mustergasse 1 95447 Bayreuth
E-Mail:	j.doe @stmail.uni-bayreuth.de
Deadline:	11.02.2019

Declaration of Authorship

I declare that I have authored the thesis

„International Tax Competition and the Choice of Location for Multinational Firms“

independently and have not used other than the declared aids. All material, which has been used either literally or by content from published or not published sources have I explicitly marked at each point quoting the reference (also secondary literature).

This thesis has not been submitted to any other examination board in the same or similar form and has also not been published yet.

Bayreuth, February 19, 2019

(Signature)